

Order Form

Bariatric Task Chair with Arms [PCB-BART]



Warranted up to 550 pounds

Backrest

- Fully upholstered customized backrest
- Uses two back bar supports (3" wide x 3/8" thick)
- Height range: 22" – 28" high *
- Width range: 20" – 28" wide *

Seat

- Customized upholstered seat pan
- Seat depth range: 16" – 24" deep *
- Seat width range: 24" – 34" wide *

BT Control

- 2 heavy duty task mechanisms adjustment controls work in tandem
- Back angle adjustment
- Seat angle adjustment
- Side tension control
- Seat tilt adjustment
- Seat height: High pressure, high capacity pneumatic cylinder (seat height – 18" – 22.25")

Base/Glides/Casters

- 30" Diameter Steel Base
- 6 Dual wheel, heavy duty casters

Arms

- Available fixed height 7", 8", 9", 10"
- Oval black destiny upholstered padded arm pad 6.5" wide by 11.75" long
- Solid 3" wide by .25" thick high tensile steel bar powder coated black
- Steel arm brackets are welded to mechanisms to avoid excess weight on seat pan
- Arm width adjustable of 2" per arm

* required backrest and seat pan dimensions must be provided within the specified ranges

Required measurements:

Back Height: " high
(22" – 28")





Back Width: " width
(20" – 28")

Seat Depth: " deep
(16" – 24")

Seat Width: " wide
(24" – 34")


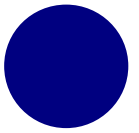
Arm Height: " high
(7", 8", 9", or 10")

Fabric Selection: _____



Payment Details


Billing Address:



Shipping Address:



Payment Method:



Credit Card Number:

EXP: _____ Security Code: _____

Signature: _____

FAX: 888-761-2066

E-MAIL: Orders@bariatricsunlimited.com

